

Information for Gear Quotation

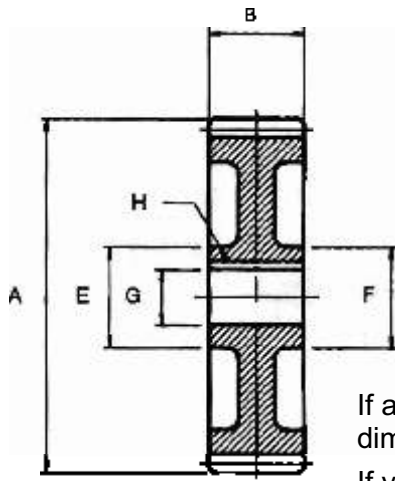


FIGURE 1

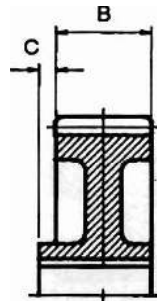


FIGURE 2

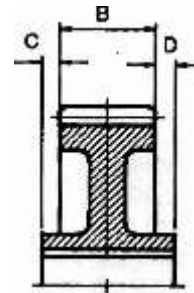


FIGURE 3

If available, drawing of your gearing requirements, showing finished dimensions, should accompany your inquiry.

If you do not have drawings, please complete this form, filling in the information below.

GENERAL DIMENSIONS

ALL DIMENSIONS ARE IN INCHES UNLESS OTHERWISE SPECIFIED

Quantity Required _____

Number of Teeth _____

Diametral Pitch _____

Pressure Angle _____

Helix Angle _____

Whole Depth of Teeth _____

A. Outside Diameter _____

B. Face Width _____

Type of Hub

Type A (Figure 1) _____

Type B (Figure 2) C _____

Type C (Figure 3) C D _____

AGMA Quality Level _____

E. Hub Diameter _____

F. Hub Diameter _____

G. Bore _____

H. Keyway(s) _____

Set Screws? _____

Mating Gear

Number of Teeth _____

Outside Diameter _____

Center Distance _____

Special Instructions _____

Fill out and fax back to PMC at 724-459-4869